

5500 Collection

PREMIUM VINYL WINDOWS



INSPIRATION GUIDE



IMPRESSIVE INSIDE & OUT



MULLED CASEMENT & AWNING WINDOWS

Contemporary Oak woodgrain interior finish
with Oil-Rubbed Bronze hardware



Impressive Inside & Out

Simonton® Windows and Doors present a fresh perspective on your home—and all the moments that matter most to you.

Our commitment to quality begins with manufacturing: Our premium vinyl products are proudly crafted in the USA to deliver decades of efficient thermal performance—plus long-lasting durability and effortless ease of use no other material or manufacturer can match.

Every day, we design award-winning windows and doors to satisfy a simple purpose: to brighten and beautify your home and to enhance your comfort and peace of mind for generations to come.



Scan the QR code to watch the Simonton brand video.



Impressive Quality & Performance. Total Comfort & Peace of Mind.

From custom aesthetics to effortless ease of use, Simonton 5500 Collection premium vinyl windows are distinguished by an unparalleled attention to detail. Each frame and every sash are exactly manufactured to the highest possible industry standards and rigorously tested to earn AAMA Gold Label Certification, signifying best-in-class construction and performance.

At Simonton, we strive to exceed your expectations. Our 5500 Collection windows are designed with your home and your needs in mind:



IMPACTFUL STYLE

Brighten and beautify your home—inside and out. Explore a wide range of colors, configurations and finishes to complement any architectural or interior design style.



SUPERIOR SAFETY & SECURITY

The safety of your home and your family is our highest priority. 5500 windows have been rigorously tested to ensure superior protection from wind, rain and forced entry. Select windows meet Missile C certification for 24/7 impact protection from severe coastal storms.



EXCEPTIONAL QUALITY

5500 windows feature fusion-welded construction with multi-chambered frames to provide weathertight protection from the elements that will last for generations to come.



COMPREHENSIVE WARRANTY

We stand behind the quality and craftsmanship of our windows and proudly offer a robust warranty covering our vinyl, hardware, screens and glass units to ensure your total peace of mind.



ENERGY EFFICIENCY

5500 windows can be customized to meet ENERGY STAR® requirements in any region, offering superior thermal performance to maximize the interior comfort of your home.



TRUSTED EXPERTISE

We are proud to embrace our legacy as an American manufacturer, and we continue to deliver on our reputation for innovation and authenticity built over 75 years in the business.



AAMA GOLD LABEL CERTIFIED

The 5500 Collection has earned the AAMA Gold Label, signifying best-in-class durability, weather resistance and energy efficiency. Learn more at simonton.com/aama-gold



ENERGY STAR GLASS

Simonton offers region-specific ENERGY STAR glass packages designed to deliver optimal energy performance and comfort in any climate.



DOUBLE HUNG & SLIDING WINDOWS
Brick exterior finish with color-matched 3/4" Contoured
grilles in a custom pattern.



DOUBLE HUNG & SPECIALTY SHAPE PICTURE WINDOWS
Antique Cherry interior finish with Oil-Rubbed Bronze hardware
and 3/4" Contoured Colonial grilles

Superior Performance. Lasting Durability.

1. COMPLEMENTARY STYLE

Designed with stepped profiles and shadow lines that mimic authentic wood Double Hung windows.

2. DURABLE CONSTRUCTION

Fusion-welded, one-piece frame and Simonton's most robust vinyl sash provide unmatched durability, longevity and performance.

3. EFFICIENT INSULATION

Sash and frame feature 15 separate chambers that not only provide added structural performance but also maximize insulation and interior comfort.

4. WEATHER RESISTANCE

Lap-Lok® meeting rail overlaps and interlocks around triple-fin weatherstripping seal to virtually eliminate air and water infiltration.

5. EASY TO CLEAN

The top and bottom sash tilt in and lift out, allowing you to easily clean both sides of the window from inside your home.

6. BUILT FOR LONGEVITY

Industry-leading 3/4" stainless steel coil balance system allows for smooth and consistent operation of the window sash, even after years of use.

7. SUPERIOR SAFETY & SECURITY

Dual, low-profile, color-matched cam locks secure the window tightly. Air Loks™ can be engaged to provide partial ventilation without fully opening the sash.

8. PROTECTIVE WATER BARRIER

10° triple-stepped, sloped Simonton Sill® resists wind-driven rain and accelerates drainage, quickly whisking water away from the window, even in heavy rain.



OUTSIDE VIEW



INSIDE VIEW

5500 COLLECTION PERFORMANCE GUIDE

Energy Efficiency

Standard Glass ENERGY STAR® Triple-Pane Glass

Insulation & Weather Resistance

Maximum Multi-Chambered Profiles & Weatherstripping

Noise Control

Dual-Pane Glass Laminated Glass

Color/Hardware Upgrades

Most Customizable

Style Options

Vast Selection of Operating Styles & Shapes





SCAN TO FIND
YOUR PERFECT
WINDOW STYLE.

DOUBLE HUNG AND PICTURE WINDOWS
Bronze exterior finish with Colonial grille pattern



Steps to Select Your Perfect Window

Understanding the architectural identity of your home is key to making authentic window selections. Every detail—size, shape, color, grille pattern and profile—is an opportunity to complement and enhance the interior and exterior design elements that make your home uniquely your own.

01

EXPLORE WINDOW OPERATING STYLES

Choose from a variety of shapes and unique operating styles that will complement your home inside and out.

02

LEARN ABOUT YOUR GLASS OPTIONS

Glass impacts your interior comfort and energy costs, as well as security, acoustics, privacy and more.

03

SELECT YOUR DESIGN OPTIONS

Explore a wide range of interior and exterior colors, woodgrain laminates and hardware options.

04


CHOOSE YOUR GRILLE PROFILE AND PATTERN

Traditional or contemporary, the right grille profile and pattern can enhance the authenticity & aesthetic of your home.

01

Explore Window Operating Styles

Consider your home's architectural and interior design when selecting a window style. Choose from a variety of shapes and unique operating styles that will complement your home inside and out while delivering dependable functionality and performance.



DOUBLE HUNG

Double Hung windows provide a timeless and classical aesthetic. The top and bottom sash slide vertically and tilt in for easy cleaning from inside the home.



CASEMENT

Casements offer maximum ventilation and are the most energy-efficient windows available. The crank-operated hinged sash opens easily outward and can be cleaned from inside when fully opened.




SLIDING

Sliding windows glide horizontally to increase ventilation. Available in 2- or 3-lite configurations. 3-lite Sliders have a fixed center window with operable end vents.




PICTURE

Picture windows offer an expansive, unhindered view. They deliver superior weather resistance because they are fixed in place with no movable sash.



SPECIALTY SHAPES

Available in a variety of circular, arched and linear designs—Specialty windows provide a unique, custom look that complements both contemporary and traditional homes.



AWNING

Awning windows are hinged at the top and open outward. Turn the crank handle and enjoy fresh air, even when it's raining.

"The new windows look beautiful, have already warmed up our house and are so much easier to operate and keep clean."



Virginia Homeowner



GARDEN

Garden windows bring the outdoors in. Their unique dimensionality makes them ideal for showcasing collectibles and plants while the side windows open for added ventilation.



BAY

Bay windows add interior and exterior dimension to your home. Available in 30° or 45° angles, they can create a special nook or add a dramatic accent to any room.



BOW

Bow windows add unique style to your home, with a more rounded, circular appearance than a Bay. The windows are mullled at 10° angles and available in 3-, 4- or 5-unit configurations.



COMBINATION WINDOWS

Select Simonton 5500 Collection windows can be mullled (or joined) together into a single unit. A mullled window combines matching or contrasting window styles to create a single weathertight unit that provides a truly custom aesthetic and allows more natural light into your home.



END VENT SLIDER WINDOW
White vinyl with polished brass cam locks



NEED INSPIRATION?

Scan to see these window styles in our photo gallery.

02

Learn About Your Glass Options

Simonton 5500 Collection windows deliver the ultimate in energy efficiency and thermal performance, helping to reduce your heating and cooling costs all year long. Additional glass options are available to enhance security, acoustics, privacy and fade protection.



Select 5500 window styles with triple-pane glass were recognized as Most Efficient by ENERGY STAR in 2023. The Most Efficient distinction identifies products that offer cutting-edge energy efficiency and represents the best-performing ENERGY STAR windows available.

Visit simonton.com/most-efficient for more info.

ENERGY SAVINGS & INTERIOR COMFORT

Simonton 5500 Collection windows can be customized to meet ENERGY STAR requirements in any region. Customize your glass package to optimize efficiency, comfort and performance for your home.



✓ Standard **ProSolar® Low-E Glass** helps keep warm air in during the winter months. In summer, it helps deflect external heat and retains cooled air.



⊕ **ProSolar® Shade Low-E Glass** offers superior solar control and insulating performance, making it ideal for warmer climates with more intensive interior cooling needs.



⊕ **ProSolar® Sun Low-E Glass** lets in the sun's warming rays while blocking external heat loss, helping to keep homes warm in cooler climates that require more energy to heat.



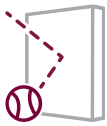
⊕ TRIPLE-PANE GLASS

Three panes of double-strength glass create two separate air spaces for optimal thermal performance and interior comfort.



⊕ DOUBLE-STRENGTH GLASS

Thick, double-strength glass is break-resistant and offers increased sound control.



⊕ SAFETY GLASS

Heat-strengthened tempered glass is stronger than regular glass and safely breaks down into pebbles if broken. Tempered glass is often a building code requirement for use in bathrooms and windows near the floor.



⊕ OBSCURED GLASS

Obscured glass has a textured pattern to maximize privacy while still allowing ample natural light into your home.



⊕ TINTED GLASS

Bronze or gray tinted glass helps control solar heat gain and reduce glare and visibility into your home.



⊕ SOUND & SECURITY GLASS

Laminated glass consists of a durable interlayer sealed between two layers of glass that withstands forced entry, greatly reduces unwanted sound and deflects up to 99% of damaging ultraviolet (UV) rays that cause interior fading.



SPACER SYSTEMS

Glass panes are separated by a spacer system that helps seal in functional gases and create an airtight seal.

- ✓ The standard **Intercept®** spacer system helps keep glass warm and expands and contracts for reduced seal failure.
- ⊕ The **Supercept™** spacer system utilizes a stainless steel alloy that offers increased durability and thermal efficiency.
- ⊕ The non-metallic foam **Super Spacer®** is non-conductive and virtually eliminates temperature transfer.



GAS FILL

- ✓ Standard **Argon gas** (six times denser than air) is sealed between the glass panes to increase insulation and reduce energy loss.
- ⊕ Upgrade to **Krypton gas** (twelve times denser than air) for maximum thermal efficiency.

KEY

✓ – Standard ⊕ – Optional

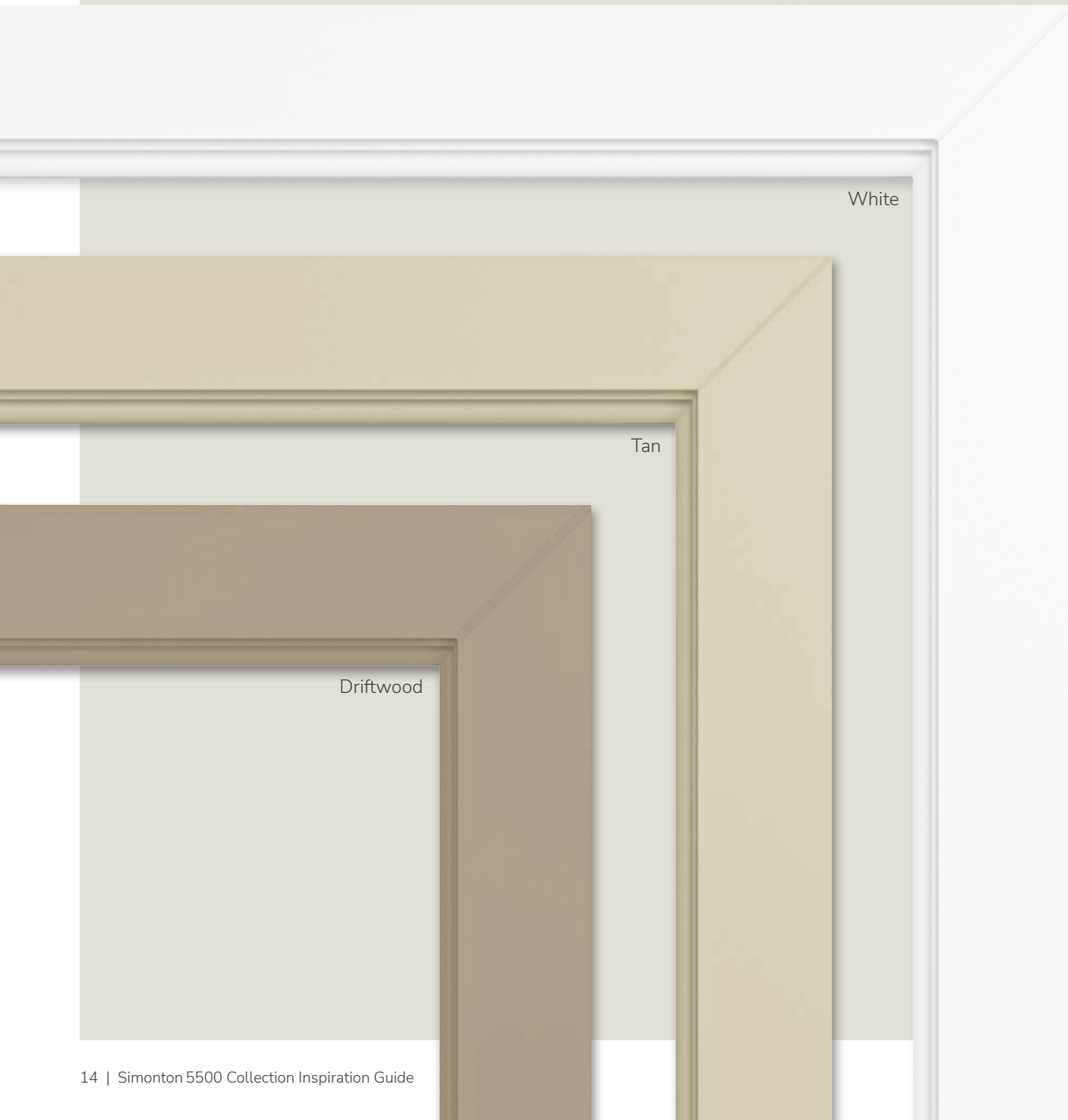
03

Select Your Design Options

Bring your vision to life with a wide range of exterior and interior colors, authentic interior woodgrain laminates and hardware options designed to match colors and metal finishes unique to your home.

Select from these options to customize your ideal window.

VINYL INTERIOR & EXTERIOR COLORS



White

Tan

Driftwood



DOUBLE HUNG & PICTURE WINDOWS

Tan vinyl with color-matched 3/4" Contoured grilles in a Colonial pattern

SIMONTON DESIGN TIP:

Combine Picture windows with Double Hung windows to provide an expansive view that enhances the height of the room.

CUSTOM INTERIOR FINISHES



Maple



Contemporary Oak



Antique Cherry




Dark Woodgrain

CUSTOM EXTERIOR FINISHES



Cream




Tan



Driftwood



Pine



Brick



Bronze



Chocolate



Black

Hardware Finishes

Cam Locks

Available on Double Hung and Slider windows, cam locks pull your window frame and sash together for increased security and weather resistance.

COLOR-MATCHED CAM LOCK FINISHES



White



Tan



Driftwood



Dark Bronze (Woodgrain)

PREMIUM CAM LOCK FINISHES



Polished Brass



Brushed Nickel



Oil-Rubbed Bronze



Nesting Crank Handles

Casement and Awning windows feature a convenient nesting handle that folds neatly away into the base and doesn't interfere with blinds or shades. Nested hardware is available in all standard and premium finish options.

COLOR-MATCHED CRANK HANDLE FINISHES



White



Tan



Driftwood

PREMIUM CRANK HANDLE FINISHES



Brushed Nickel



Polished Brass



Oil-Rubbed Bronze



Dark Bronze (Standard on Woodgrain)

04

Select your Grille Pattern and Profile

Traditional or contemporary, the right grille profile and pattern can transform the look of your home. Easy-care grilles are located between the panes of glass and never need to be dusted or cleaned.

GRILLE PATTERNS

Simonton grille profiles and patterns enhance curb appeal and elevate the overall design of your windows and patio doors. From traditional to contemporary to craftsman home styles, we provide architecturally authentic selections to match any aesthetic. Grille patterns can also be customized to complement any home.




COLONIAL

Iconic style of Colonial, Cape Cod, Farmhouse or Victorian homes in multiple lite patterns.



PERIMETER & DOUBLE PERIMETER

Border pattern offering an open view for Prairie, Farmhouse and contemporary homes. Available Double Perimeter pattern works best for larger windows.



VICTORIAN*

Ideal for Victorian and Queen Anne architecture, also Craftsman and Farmhouse homes.



PRAIRIE & DOUBLE PRAIRIE

Pattern borders each sash in multiple lite windows for Prairie, Craftsman and modern design. Available Double Prairie pattern works best for larger windows.



DIAMOND*

Ideal for Victorian and Tudor-style homes or your cottage home design.



NO GRILLE PATTERN

Provides an unobstructed view and works well with all home styles.

Custom grille patterns are available.

CASEMENTS & MULLED PICTURE WINDOW

Maple interior finish with Oil-Rubbed Bronze hardware finish & 3/4" Contoured Perimeter grilles




SIMONTON DESIGN TIP:

Combine different styles of windows into a single mullered unit for a more expansive view that bathes the space in natural light.

GRILLE PROFILES

Grilles are available in a variety of profiles and dimensions and are matched to your window's vinyl color or woodgrain.**



5/8" FLAT



3/4" CONTOURED



1" CONTOURED



3/4" CONTOURED BRASS


*Only available in 5/8" Flat grille profile.

**Two-tone exterior color/woodgrain and brass grilles are only available with a 3/4" Contoured grille profile.



SIMONTON DESIGN TIP:

Expansive patio doors and windows visually connect the interior and exterior areas of your home, creating a seamless transitional living space.



"Love our new windows and doors. We replaced all of the windows and doors in our home! Warranty looks to be amazing."



Florida Homeowner

Complement Your Windows With the Perfect Patio Door



Simonton patio doors provide energy-efficient insulation and an expansive view of your surrounding environment.

The innovative and award-winning Inovo® Patio Door is just one of your many options to unlock the true potential of your home.



Go to simonton.com/doors to view the full line of our patio sliding and swinging patio doors.

INOVO® SLIDING PATIO DOOR WITH DOUBLE HUNG & FIXED TRANSOM WINDOWS

Bronze exterior finish with Oil-Rubbed Bronze hardware finish and 3/4" Contoured Colonial grille

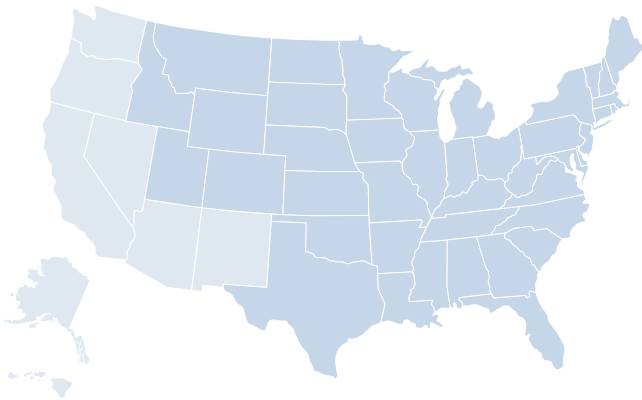
5500 Collection

QUICK REFERENCE GUIDE

KEY

- ✓ – Yes/Standard
- ⊕ – Optional

AVAILABLE IN EAST REGION



*Custom finishes and ENERGY STAR glass packages are not available.

**Exterior colors not available. Double Hung and Sliding windows not available with brushed nickel, oil-rubbed bronze or dark bronze cam locks.

***Not available on Bay, Bow or Garden Windows.

†Only available in 5/8" Flat grille profile.




††Two-tone exterior color/woodgrain and brass grilles are only available with a 3/4" Contoured grille profile.

Available Window Styles





Double Hung	✓
Double Slider	✓
3-lite/End Vent Slider	✓
Casement	✓
Colonial Casement	✓
Awning	✓
Picture	✓
Specialty Shapes	✓
Garden Window*	✓
Bay	✓
Bow	✓

Colors & Finishes









Interior & Exterior Vinyl Colors

White		✓
Tan		⊕
Driftwood**		⊕








Custom Interior Finishes

Maple		⊕
Contemporary Oak		⊕
Antique Cherry		⊕
Dark Woodgrain		⊕

Custom Exterior Finishes

Cream		⊕
Tan		⊕
Driftwood		⊕
Brick		⊕
Pine		⊕
Chocolate		⊕
Bronze		⊕
Black***		⊕

Hardware Finishes

White		<input checked="" type="checkbox"/>
Tan		<input type="checkbox"/>
Driftwood		<input type="checkbox"/>
Dark Bronze		<input type="checkbox"/>
Oil-Rubbed Bronze		<input type="checkbox"/>
Brushed Nickel		<input type="checkbox"/>
Polished Brass		<input type="checkbox"/>

Grille Patterns

Colonial	<input type="checkbox"/>
Prairie	<input type="checkbox"/>
Double Prairie	<input type="checkbox"/>
Perimeter	<input type="checkbox"/>
Double Perimeter	<input type="checkbox"/>
Victorian*	<input type="checkbox"/>
Diamond*	<input type="checkbox"/>
Custom	<input type="checkbox"/>

Grille Profiles

5/8" Flat	<input type="checkbox"/>
3/4" Contoured**	<input type="checkbox"/>
1" Contoured	<input type="checkbox"/>

Glass Options

ProSolar Low-E Glass w/Argon Gas	<input checked="" type="checkbox"/>
ProSolar Shade Low-E Glass w/Argon Gas	<input type="checkbox"/>
ProSolar Sun Low-E Glass w/Argon Gas	<input type="checkbox"/>
Double-Strength Glass	<input type="checkbox"/>
Tempered Glass	<input type="checkbox"/>
Laminated Glass	<input type="checkbox"/>
Obscured Glass	<input type="checkbox"/>
Bronze Tint	<input type="checkbox"/>
Gray Tint	<input type="checkbox"/>
ENERGY STAR® Glass Packages	<input type="checkbox"/>

Glass Unit

3/4" Insulating Glass Unit	<input checked="" type="checkbox"/>
1" Insulating Glass Unit	<input type="checkbox"/>
1" Triple-Pane Insulating Glass Unit	<input type="checkbox"/>

Spacer System

Intercept® Spacer System	<input checked="" type="checkbox"/>
Supercept™	<input type="checkbox"/>
Super Spacer®	<input type="checkbox"/>

Screens

Extruded Half Screen (Double Hung & Sliding Windows)	<input checked="" type="checkbox"/>
Extruded Full Screen (Casement & Awning, Upgrade on Double Hung & Sliding Windows)	<input checked="" type="checkbox"/>

Screen Mesh

Fiberglass Screen	<input checked="" type="checkbox"/>
Aluminum Screen	<input type="checkbox"/>

Double Hung/Slider Hardware

Contoured Extruded Lift/Pull Rail	<input checked="" type="checkbox"/>
Curved Lift Handles	<input type="checkbox"/>
3/4" Stainless Steel Constant Force Coil Spring Balance System (Double Hung)	<input checked="" type="checkbox"/>
Corrosion-Resistant Rollers & Track (Slider)	<input checked="" type="checkbox"/>

Casement/Awning Hardware

Nesting Crank Handle	<input checked="" type="checkbox"/>
Stainless Steel Hinge System	<input checked="" type="checkbox"/>
Multi-Point Locking System	<input checked="" type="checkbox"/>



Simonton 5500 Collection Customer Rating: 4.8/5 Stars
(as of 12/22)

Go to [Simonton.com/5500](https://www.simonton.com/5500) to learn more about Simonton 5500 Collection Windows and read independent homeowner reviews.



Part of the Cornerstone Building Brands family,
the #1 manufacturer of windows in North America.

 Made in USA

The information contained is current at the time of printing. Changes to the product(s) may have been made since publication. Not all product styles and options are available in all areas. Please consult your sales representative prior to purchasing. Due to limitations in the printing process, actual colors may vary from printed materials. Please see a sample of the product before making your final color selection.

Simonton®, Lap-Lok®, ProSolar®, Inovo® and Simonon Sil® are registered trademarks, and Air Lok™, Supercept™, the Simonton logo and the stylized “S” are trademarks of Simonton Windows & Doors, Inc. Super Spacer® is a registered trademark of Quantex Building Products. Intercept® is a registered trademark owned by Vitro. ENERGY STAR® is a registered trademark of the U.S. Environmental Protection Agency.

SIMONTON.COM



5020 Weston Parkway, Cary, NC 27513 | 1-800-SIMONTON (1-800-746-6686)

IMPRESSIVE INSIDE & OUT